



5 5 5 5 N i c a s i o V a l l e y R d .
N i c a s i o , C A 9 4 9 4 6
4 1 5 - 6 6 2 - 2 1 8 4
4 1 5 - 6 6 2 - 2 2 5 0 F a x

**Nicasio School
Board of Trustees**

Agenda Packet

Regular Meeting

5:00 pm

Wednesday, April 3, 2024

Packet for:

Elaine Doss, Board President

Mark Burton, Trustee

Daniel Ager, Trustee

Margie Bonardi, Chief Business Official

Barbara Snekkevik, Superintendent/Principal

Beth Wolf, District Secretary

Public

Nicasio School District

Since 1862

Board of Trustees

Elaine Doss, *Board President* ~ Daniel Ager, *Trustee* ~ Mark Burton, *Trustee*

AGENDA

Regular Meeting of the Nicasio School District Board of Trustees

Wednesday, April 3, 2024 5pm

Nicasio School Library, 5555 Nicasio Valley Road, Nicasio, California

1. Opening Business

- a. Call to Order (*Elaine Doss – Board President*)
- b. Roll Call
- c. Patriotic Moment

2. Approval and Adoption of Open Session Agenda (*Board President Doss*)

3. Reports

- a. Trustee/Superintendent/Principal Announcements (*Supt. Snekkevik*)
- b. Monthly Investment Report as of Dec 31, 2023 (*County of Marin*)

4. Public Comment

Public Comment is only for items not on the agenda. No formal action will be taken. Board members or district staff may, but are not obligated to, briefly respond to statements made or question posed by the public about items not appearing on the agenda. Designated amount of time to address the Board is limited to three minutes per individual. Concerns about individual employees shall not be discussed in public at school board meetings. Please contact the superintendent with specific concerns.


5. Consent Agenda

- a. Approval of Minutes: March 7, 2024 Regular Meeting of the Board of Trustees (*Supt. Snekkevik*)
- b. Ratify Warrants Paid: April 2023 (*CBO Bonardi*)
- c. Williams Quarterly Report, Jan 1, 2024 – March 31, 2024

6. Conclusion

- a. Agenda items for upcoming Board Agenda
- b. Adjournment

If you need assistance to access the Board meeting room or to otherwise participate at the meeting, please submit a written request to Nicasio School District Superintendent at P.O. Box 711, Nicasio, CA 94946 or office@nicasioschool.org. Notification at least 48 hours prior to the meeting will better enable the District to make reasonable accommodations in accordance with the Americans with Disabilities Act.



DIVISION OF THE DEPARTMENT OF FINANCE

TREASURER

Excellent and responsive fiscal leadership.

February 27, 2024

Mina Martinovich, CPA
DIRECTOR

Karen Shaw
FINANCE DIVISION CHIEF

Dennis Rodoni, President
Board of Supervisors
County of Marin
3501 Civic Center Dr. #329
San Rafael, CA 94903

John A. Carroll
Superintendent of Schools
Marin County Office of Education
P.O. Box 4925
San Rafael, CA 94913

Marin County Schools,
Special Districts, and
MCERA

Marin County Civic Center
3501 Civic Center Drive
Suite 219
PO Box 4220
San Rafael, CA 94913-4220
415 473 6143 T
415 473 3741 F
CRS Dial 711
www.marincounty.org/treas

RE: MONTHLY REPORT OF COUNTY, SCHOOLS AND DISTRICT INVESTMENTS
as of December 31, 2023.

Dear Investment Fund Participants:

The attached Monthly Report of County, Schools and District investments is provided for your review.

* The investments were made pursuant to Government Code Sections 53601, 53635 and comply with the County Treasurer's Statement of Investment Policy. The investment policy provides for:

- Preservation of capital through high quality investments;
- Maintenance of sufficient liquidity to meet participant operating needs; and
- A rate of return consistent with the above objectives.

* Maturities are scheduled to meet participant expenditure requirements for the next six months.

* Attached spreadsheets identify investment type, issuer, maturity date, amount invested and fair market value for each security held. Fair market values were determined by Wells Fargo Institutional Trust Services on all securities except for investments in the Local Agency Investment Fund which was valued at face value by us. Adjustments have been made for premiums, discounts and accrued interest on discount securities to make the book value and fair market value more comparable.

I trust you find this report informative. Should you have any questions or need additional information, please do not hesitate to call me directly at 415.473.7676. You can also visit our website at: <https://www.marincounty.org/depts/df/divisions/treasurer>

Respectfully submitted,

Mina Martinovich
Director of Finance

MM: bg
Attachments

cc: Matthew Hymel, County Administrator
Marin County Treasury Oversight Committee

TREASURER DIVISION - DEPARTMENT OF FINANCE

REPORT OF INVESTMENTS - OPERATING FUNDS

COUNTY OF MARIN, SCHOOLS & SPECIAL DISTRICTS

DECEMBER 31, 2023

Page 1

INVESTMENT #	TYPE	FACE VALUE	STATED RATE	MATURITY DATE	PURCHASE DATE	BOOK VALUE	YTM 360 DAYS	YTM 365 DAYS	DESCRIPTION	MARKET VALUE
142	LA1	265,086.23	2.967	/ /	07/01/2011	265,086.23	3.875	3.929	Local Agency Investment Fund	265,086.23
3490	LA2	0.00	5.170	/ /	07/01/2011	0.00	0.000	0.001	MM-DREYFUS	0.00
9149	LA2	146,525,667.93	0.040	/ /	07/01/2011	146,525,667.93	5.168	5.240	MM-FIDELITY Institutional Gov	146,525,667.93
4366	LA2	0.00	4.930	/ /	07/01/2011	0.00	0.009	0.010	NATIONS Treasury Reserves	0.00
2246	LA2	18,668,572.14	4.760	/ /	07/01/2011	18,668,572.14	5.148	5.220	MM-WELLS FARGO Institutional G	18,668,572.14
13666	FAD	5,000,000.00	4.650	01/02/2024	01/03/2023	4,764,916.67	4.887	4.955	Federal Home Loan Discount	4,997,100.00
13667	FAD	3,000,000.00	4.650	01/03/2024	01/03/2023	2,858,562.50	4.888	4.956	Federal Home Loan Discount	2,997,840.00
13668	FAD	3,000,000.00	4.690	01/04/2024	01/05/2023	2,857,736.67	4.931	4.999	Federal Home Loan Discount	2,997,390.00
13669	FAD	15,000,000.00	4.690	01/05/2024	01/05/2023	14,286,729.17	4.931	5.000	Federal Home Loan Discount	14,984,850.00
13670	FAD	5,000,000.00	4.630	01/08/2024	01/11/2023	4,767,213.89	4.865	4.932	Federal Home Loan Discount	4,992,750.00
13671	FAD	3,000,000.00	4.630	01/09/2024	01/11/2023	2,859,942.50	4.865	4.933	Federal Home Loan Discount	2,995,230.00
13672	FAD	3,000,000.00	4.630	01/10/2024	01/11/2023	2,859,556.67	4.865	4.933	Federal Home Loan Discount	2,994,780.00
13673	FAD	3,000,000.00	4.630	01/11/2024	01/11/2023	2,859,170.83	4.866	4.933	Federal Home Loan Discount	2,994,360.00
13674	FAD	5,000,000.00	4.650	01/12/2024	01/17/2023	4,767,500.00	4.885	4.953	Federal Home Loan Discount	4,989,850.00
13675	FAD	3,000,000.00	4.650	01/16/2024	01/17/2023	2,858,950.00	4.887	4.955	Federal Home Loan Discount	2,992,200.00
13676	FAD	3,000,000.00	4.650	01/17/2024	01/17/2023	2,858,562.50	4.888	4.956	Federal Home Loan Discount	2,991,750.00
13365	FAC	5,000,000.00	0.900	01/18/2024	01/18/2022	4,996,570.00	0.921	0.934	Federal Farm Credit Bank	4,990,150.00
13678	FAD	11,000,000.00	4.530	01/19/2024	01/19/2023	10,494,779.17	4.757	4.823	Federal Home Loan Discount	10,966,560.00
13679	FAD	5,000,000.00	4.605	01/22/2024	01/24/2023	4,767,831.25	4.838	4.905	Federal Home Loan Discount	4,982,650.00
13680	FAD	3,000,000.00	4.605	01/23/2024	01/24/2023	2,860,315.00	4.838	4.905	Federal Home Loan Discount	2,989,140.00
13681	FAD	3,000,000.00	4.605	01/24/2024	01/24/2023	2,859,931.25	4.839	4.906	Federal Home Loan Discount	2,988,720.00
13685	FAD	3,000,000.00	4.600	01/25/2024	01/30/2023	2,862,000.00	4.831	4.898	Federal Home Loan Discount	2,988,270.00

INVESTMENT #	TYPE	FACE VALUE	STATED RATE	MATURITY DATE	PURCHASE DATE	BOOK VALUE	YTM 360 DAYS	YTM 365 DAYS	DESCRIPTION	MARKET VALUE
13495	FAC	5,050,000.00	3.400	01/26/2024	07/26/2022	5,050,000.00	3.353	3.400	Fed Home Ln Mtg Corp	5,043,283.50
13682	FAC	10,000,000.00	5.030	01/26/2024	01/26/2023	10,000,000.00	4.961	5.030	Fed Natl Mtg Assoc	9,996,700.00
13686	FAD	5,000,000.00	4.600	01/26/2024	01/30/2023	4,769,361.11	4.831	4.899	Federal Home Loan Discount	4,979,750.00
13688	FAD	3,000,000.00	4.615	01/29/2024	01/30/2023	2,860,011.67	4.849	4.916	Federal Home Loan Discount	2,986,530.00
13738	FAC	5,000,000.00	5.000	01/30/2024	03/30/2023	5,000,000.00	4.939	5.008	Federal Home Loan Bank	4,998,400.00
13689	FAD	3,000,000.00	4.615	01/30/2024	01/30/2023	2,859,627.08	4.849	4.917	Federal Home Loan Discount	2,986,110.00
13695	FAD	5,000,000.00	4.790	01/30/2024	02/15/2023	4,767,818.06	5.033	5.103	Federal Home Loan Discount	4,976,850.00
13706	FAD	7,000,000.00	4.980	01/30/2024	02/27/2023	6,673,671.67	5.234	5.307	Federal Home Loan Discount	6,967,590.00
13710	FAD	9,000,000.00	5.020	01/30/2024	03/07/2023	8,587,105.00	5.296	5.370	Federal Home Loan Discount	8,958,330.00
13705	FAD	10,000,000.00	4.965	01/31/2024	02/27/2023	9,533,841.67	5.218	5.291	Federal Home Loan Discount	9,952,200.00
13711	FAD	4,000,000.00	5.020	01/31/2024	03/07/2023	3,815,933.33	5.296	5.370	Federal Home Loan Discount	3,980,880.00
13693	FAD	10,000,000.00	4.740	01/31/2024	02/14/2023	9,537,850.00	4.979	5.048	Fed Natl Mtg Assoc Disc	9,952,200.00
13692	FAD	7,000,000.00	4.760	02/01/2024	02/08/2023	6,668,651.11	5.004	5.074	Federal Home Loan Discount	6,965,140.00
13690	FAC	15,000,000.00	4.750	02/02/2024	02/02/2023	14,985,915.00	4.780	4.847	Federal Home Loan Bank	14,989,200.00
13814	FAD	3,000,000.00	5.075	02/02/2024	06/09/2023	2,899,345.83	5.317	5.391	Federal Home Loan Discount	2,984,640.00
13696	FAD	5,000,000.00	4.815	02/05/2024	02/16/2023	4,763,262.50	5.062	5.133	Fed Natl Mtg Assoc Disc	4,972,200.00
13691	FAC	5,000,000.00	4.750	02/06/2024	02/06/2023	4,991,450.00	4.859	4.927	Federal Home Loan Bank	4,995,900.00
13697	FAD	3,000,000.00	4.880	02/07/2024	02/17/2023	2,855,633.33	5.134	5.205	Federal Home Loan Discount	2,982,420.00
13698	FAD	3,000,000.00	4.900	02/08/2024	02/21/2023	2,856,266.67	5.154	5.226	Federal Home Loan Discount	2,982,000.00
13374	FAC	5,000,000.00	1.180	02/09/2024	02/09/2022	4,996,160.00	1.202	1.218	Federal Farm Credit Bank	4,978,000.00
13699	FAD	3,000,000.00	4.885	02/12/2024	02/21/2023	2,855,078.33	5.140	5.211	Federal Home Loan Discount	2,980,230.00
13701	FAD	3,000,000.00	4.890	02/13/2024	02/23/2023	2,855,337.50	5.145	5.216	Fed Natl Mtg Assoc Disc	2,979,810.00
13702	FAD	3,000,000.00	4.890	02/14/2024	02/23/2023	2,854,930.00	5.145	5.217	Fed Natl Mtg Assoc Disc	2,979,360.00
13694	FAC	5,000,000.00	5.000	02/15/2024	02/15/2023	5,000,000.00	4.931	5.000	Federal Home Loan Bank	4,997,100.00
13379	FAC	5,000,000.00	1.040	02/16/2024	02/16/2022	5,000,000.00	1.025	1.040	Fed Agric Mrg Corp (FarmerMac)	4,973,150.00
13708	FAD	7,000,000.00	4.985	02/16/2024	02/28/2023	6,657,835.14	5.265	5.338	Federal Home Loan Discount	6,949,810.00
13704	FAD	5,000,000.00	4.935	02/20/2024	02/24/2023	4,752,564.58	5.197	5.269	Federal Home Loan Discount	4,961,200.00

INVESTMENT #	TYPE	FACE VALUE	STATED RATE	MATURITY DATE	PURCHASE DATE	BOOK VALUE	YTM 360 DAYS	YTM 365 DAYS	DESCRIPTION	MARKET VALUE
13700	FAD	3,000,000.00	4.905	02/21/2024	02/22/2023	2,851,215.00	5.166	5.237	Federal Home Loan Discount	2,976,300.00
13712	FAD	3,000,000.00	5.040	02/22/2024	03/07/2023	2,852,160.00	5.325	5.399	Federal Home Loan Discount	2,975,850.00
13282	FAC	5,000,000.00	0.570	02/23/2024	11/23/2021	5,000,000.00	0.562	0.570	Federal Home Loan Bank	4,966,250.00
13381	FAC	5,000,000.00	1.100	02/23/2024	02/23/2022	5,000,000.00	1.084	1.100	Federal Home Loan Bank	4,968,750.00
13387	FAC	5,000,000.00	1.500	02/23/2024	02/28/2022	5,000,000.00	1.479	1.500	Federal Home Loan Bank	4,972,700.00
13703	FAC	5,000,000.00	5.125	02/23/2024	02/23/2023	5,000,000.00	5.054	5.125	Federal Home Loan Bank	4,997,100.00
13713	FAD	3,000,000.00	5.040	02/26/2024	03/07/2023	2,850,480.00	5.326	5.400	Federal Home Loan Discount	2,974,080.00
13715	FAD	3,000,000.00	5.220	02/27/2024	03/09/2023	2,845,575.00	5.524	5.601	Federal Home Loan Discount	2,973,660.00
13385	FAC	5,000,000.00	0.900	02/28/2024	02/28/2022	5,000,000.00	1.475	1.495	Federal Home Loan Bank	4,972,450.00
13413	FAC	3,000,000.00	2.125	02/28/2024	03/25/2022	2,996,580.00	2.156	2.186	Federal Home Loan Bank	2,985,480.00
13707	FAC	5,000,000.00	5.125	02/28/2024	02/28/2023	5,000,000.00	5.054	5.125	Fed Natl Mtg Assoc	4,995,150.00
13743	FAC	10,000,000.00	4.550	02/29/2024	04/11/2023	10,000,000.00	4.496	4.558	Federal Home Loan Bank	9,985,400.00
13709	FAC	5,000,000.00	5.250	03/01/2024	03/01/2023	5,000,000.00	5.178	5.250	Federal Home Loan Bank	4,998,800.00
13746	FAC	10,000,000.00	4.550	03/01/2024	04/12/2023	10,000,000.00	4.492	4.555	Federal Home Loan Bank	9,987,200.00
13748	FAD	11,000,000.00	4.410	03/01/2024	04/12/2023	10,563,410.00	4.627	4.691	Federal Home Loan Discount	10,900,560.00
13818	FAD	5,000,000.00	5.015	03/01/2024	06/13/2023	4,817,509.72	5.261	5.335	Federal Home Loan Discount	4,954,800.00
13716	FAD	5,000,000.00	5.170	03/04/2024	03/09/2023	4,740,781.94	5.471	5.547	Federal Home Loan Discount	4,952,650.00
13717	FAD	3,000,000.00	4.990	03/05/2024	03/13/2023	2,851,131.67	5.272	5.345	Federal Home Loan Discount	2,971,170.00
13718	FAD	3,000,000.00	4.990	03/06/2024	03/13/2023	2,850,715.83	5.272	5.345	Federal Home Loan Discount	2,970,720.00
13719	FAD	3,000,000.00	4.990	03/07/2024	03/13/2023	2,850,300.00	5.272	5.346	Federal Home Loan Discount	2,970,300.00
13749	FAD	3,000,000.00	4.395	03/08/2024	04/12/2023	2,878,771.25	4.613	4.677	Federal Home Loan Discount	2,969,880.00
13750	FAD	3,000,000.00	4.380	03/11/2024	04/12/2023	2,878,090.00	4.598	4.661	Federal Home Loan Discount	2,968,590.00
13720	FAD	3,000,000.00	5.000	03/12/2024	03/13/2023	2,847,916.67	5.285	5.358	Federal Home Loan Discount	2,968,140.00
13754	FAD	3,000,000.00	4.390	03/13/2024	04/13/2023	2,877,445.83	4.609	4.673	Federal Home Loan Discount	2,967,720.00
13400	FAC	5,000,000.00	1.625	03/14/2024	03/14/2022	4,997,160.00	1.631	1.653	Federal Farm Credit Bank	4,961,550.00
13337	FAC	5,000,000.00	0.820	03/14/2024	12/14/2021	5,000,000.00	0.808	0.820	Federal Home Loan Bank	4,954,700.00
13401	FAC	5,000,000.00	1.750	03/15/2024	03/15/2022	5,000,000.00	1.726	1.750	Federal Home Loan Bank	4,963,550.00

INVESTMENT #	TYPE	FACE VALUE	STATED RATE	MATURITY DATE	PURCHASE DATE	BOOK VALUE	YTM 360 DAYS	YTM 365 DAYS	DESCRIPTION	MARKET VALUE
13721	FAC	10,000,000.00	5.350	03/15/2024	03/15/2023	10,000,000.00	5.276	5.350	Federal Home Loan Bank	9,998,400.00
13751	FAD	10,000,000.00	4.380	03/15/2024	04/12/2023	9,588,766.67	4.599	4.663	Federal Home Loan Discount	9,889,500.00
13753	FAD	5,000,000.00	4.375	03/18/2024	04/13/2023	4,793,402.78	4.594	4.658	Federal Home Loan Discount	4,942,600.00
13723	FAC	3,500,000.00	5.150	03/21/2024	03/21/2023	3,500,000.00	5.079	5.150	Fed Natl Mtg Assoc	3,498,460.00
13658	FAC	5,000,000.00	5.050	03/22/2024	12/22/2022	5,000,000.00	4.980	5.050	Fed Home Ln Mtg Corp	4,997,450.00
13101	FAC	5,000,000.00	0.350	03/28/2024	03/30/2021	5,000,000.00	0.345	0.350	Federal Home Loan Bank	4,941,800.00
13417	FAC	5,000,000.00	2.000	03/28/2024	03/28/2022	5,000,000.00	1.972	2.000	Federal Home Loan Bank	4,958,750.00
13737	FAC	5,000,000.00	5.200	03/28/2024	03/30/2023	5,000,000.00	5.129	5.200	Fed Natl Mtg Assoc	4,998,250.00
13739	FAD	20,000,000.00	4.450	03/28/2024	04/03/2023	19,110,000.00	4.681	4.746	Federal Home Loan Discount	19,741,800.00
13740	FAD	15,000,000.00	4.470	03/28/2024	04/04/2023	14,331,362.50	4.703	4.768	Federal Home Loan Discount	14,806,350.00
13741	FAD	5,000,000.00	4.470	04/01/2024	04/04/2023	4,774,637.50	4.704	4.769	Federal Home Loan Discount	4,933,100.00
13783	FAD	4,000,000.00	4.785	04/05/2024	05/22/2023	3,830,398.33	5.037	5.107	Federal Home Loan Discount	3,944,200.00
13968	FAD	6,000,000.00	5.200	04/05/2024	12/13/2023	5,901,200.00	5.287	5.360	Federal Home Loan Discount	5,916,300.00
13110	FAC	10,000,000.00	0.375	04/08/2024	04/08/2021	10,000,000.00	0.369	0.375	Federal Home Loan Bank	9,863,500.00
13111	FAC	5,000,000.00	0.375	04/08/2024	04/08/2021	5,000,000.00	0.369	0.375	Federal Home Loan Bank	4,931,750.00
13807	FAC	5,000,000.00	5.250	04/08/2024	06/06/2023	5,000,000.00	5.178	5.250	Federal Home Loan Bank	4,997,850.00
13745	FAD	20,000,000.00	4.480	04/11/2024	04/11/2023	19,089,066.67	4.716	4.781	Federal Home Loan Discount	19,703,800.00
13747	FAC	10,000,000.00	5.050	04/12/2024	04/12/2023	10,000,000.00	4.980	5.050	Fed Natl Mtg Assoc	9,988,800.00
13752	FAD	20,000,000.00	4.330	04/12/2024	04/13/2023	19,121,972.22	4.552	4.616	Federal Home Loan Discount	19,701,000.00
13122	FAC	10,000,000.00	0.400	04/15/2024	04/15/2021	10,000,000.00	0.394	0.400	Federal Home Loan Bank	9,855,600.00
13735	FAC	15,000,000.00	4.300	04/15/2024	03/28/2023	15,000,000.00	4.242	4.301	Federal Home Loan Bank	14,953,650.00
13742	FAC	40,000,000.00	4.370	04/15/2024	04/10/2023	40,000,000.00	4.309	4.369	Federal Home Loan Bank	39,895,200.00
13760	FAD	50,000,000.00	4.550	04/15/2024	04/20/2023	47,718,680.56	4.791	4.857	Federal Home Loan Discount	49,231,500.00
13761	FAD	5,000,000.00	4.550	04/15/2024	04/20/2023	4,771,868.06	4.791	4.857	Federal Home Loan Discount	4,923,150.00
13955	FAD	20,000,000.00	5.205	04/15/2024	12/08/2023	19,626,975.00	5.303	5.377	Federal Home Loan Discount	19,692,600.00
13758	FAD	10,000,000.00	4.460	04/16/2024	04/17/2023	9,547,805.56	4.694	4.759	Federal Home Loan Discount	9,844,800.00
13766	FAD	3,500,000.00	4.490	04/17/2024	04/26/2023	3,344,159.58	4.724	4.790	Federal Home Loan Discount	3,445,190.00

INVESTMENT #	TYPE	FACE VALUE	STATED RATE	MATURITY DATE	PURCHASE DATE	BOOK VALUE	YTM 360 DAYS	YTM 365 DAYS	DESCRIPTION	MARKET VALUE
13447	FAC	5,000,000.00	2.375	04/18/2024	04/18/2022	5,000,000.00	2.342	2.375	Federal Home Loan Bank	4,955,300.00
13759	FAD	3,000,000.00	4.580	04/18/2024	04/19/2023	2,860,691.67	4.825	4.892	Federal Home Loan Discount	2,952,600.00
13762	FAD	10,000,000.00	4.530	04/19/2024	04/21/2023	9,541,966.67	4.770	4.836	Federal Home Loan Discount	9,840,600.00
13774	FAD	3,000,000.00	4.520	04/19/2024	05/03/2023	2,867,413.33	4.756	4.822	Federal Home Loan Discount	2,952,180.00
13795	FAD	5,000,000.00	4.905	04/19/2024	06/01/2023	4,779,956.25	5.165	5.237	Federal Home Loan Discount	4,920,300.00
13767	FAD	3,000,000.00	4.470	04/22/2024	04/26/2023	2,865,155.00	4.704	4.769	Federal Home Loan Discount	2,950,890.00
13768	FAD	3,000,000.00	4.525	04/23/2024	04/27/2023	2,863,495.83	4.764	4.830	Federal Home Loan Discount	2,950,470.00
13769	FAD	3,000,000.00	4.525	04/24/2024	04/27/2023	2,863,118.75	4.764	4.830	Federal Home Loan Discount	2,950,020.00
13764	FAC	5,000,000.00	4.875	04/25/2024	04/25/2023	5,000,000.00	4.808	4.875	Federal Home Loan Bank	4,992,950.00
13683	FAC	10,000,000.00	4.750	04/26/2024	01/26/2023	9,999,000.00	4.698	4.764	Federal Farm Credit Bank	9,983,600.00
13456	FAC	5,000,000.00	2.500	04/26/2024	04/26/2022	5,000,000.00	2.465	2.500	Federal Home Loan Bank	4,956,400.00
13460	FAC	5,000,000.00	2.625	04/26/2024	04/29/2022	5,000,000.00	2.589	2.625	Federal Home Loan Bank	4,953,050.00
13560	FAC	5,000,000.00	4.750	04/26/2024	10/26/2022	5,000,000.00	4.684	4.750	Federal Home Loan Bank	4,991,550.00
13765	FAC	5,000,000.00	5.200	04/26/2024	04/26/2023	5,000,000.00	5.128	5.200	Fed Natl Mtg Assoc	4,993,350.00
13137	FAC	5,000,000.00	0.500	04/29/2024	04/29/2021	5,000,000.00	0.493	0.500	Federal Home Loan Bank	4,920,000.00
13138	FAC	5,000,000.00	0.400	04/29/2024	04/29/2021	5,000,000.00	0.394	0.400	Federal Home Loan Bank	4,920,050.00
13139	FAC	5,000,000.00	0.400	04/29/2024	04/29/2021	5,000,000.00	0.394	0.400	Federal Home Loan Bank	4,920,050.00
13772	FAD	5,000,000.00	4.595	04/29/2024	05/01/2023	4,767,697.22	4.841	4.908	Federal Home Loan Discount	4,913,150.00
13775	FAD	5,000,000.00	4.420	04/30/2024	05/04/2023	4,777,772.22	4.650	4.714	Federal Home Loan Discount	4,912,450.00
13777	FAD	7,000,000.00	4.500	04/30/2024	05/09/2023	6,687,625.00	4.736	4.801	Federal Home Loan Discount	6,877,430.00
13781	FAD	5,000,000.00	4.665	04/30/2024	05/18/2023	4,774,525.00	4.913	4.982	Federal Home Loan Discount	4,912,450.00
13785	FAD	12,500,000.00	4.930	04/30/2024	05/25/2023	11,916,274.31	5.201	5.273	Federal Home Loan Discount	12,281,125.00
13770	FAC	5,000,000.00	5.125	05/01/2024	05/01/2023	5,000,000.00	5.054	5.125	Fed Natl Mtg Assoc	4,997,450.00
13786	FAD	8,000,000.00	4.990	05/01/2024	05/26/2023	7,621,868.89	5.267	5.340	Federal Home Loan Discount	7,860,880.00
13776	FAD	3,000,000.00	4.475	05/02/2024	05/08/2023	2,865,750.00	4.709	4.774	Federal Home Loan Discount	2,947,410.00
13773	FAC	5,000,000.00	5.220	05/03/2024	05/03/2023	5,000,000.00	5.148	5.220	Fed Natl Mtg Assoc	4,995,600.00
13779	FAD	7,000,000.00	4.540	05/03/2024	05/15/2023	6,687,496.67	4.778	4.845	Federal Home Loan Discount	6,876,310.00

INVESTMENT #	TYPE	FACE VALUE	STATED RATE	MATURITY DATE	PURCHASE DATE	BOOK VALUE	YTM 360 DAYS	YTM 365 DAYS	DESCRIPTION	MARKET VALUE
13811	FAD	5,000,000.00	4.965	05/03/2024	06/07/2023	4,771,747.92	5.233	5.306	Federal Home Loan Discount	4,911,650.00
13778	FAD	3,000,000.00	4.465	05/06/2024	05/11/2023	2,865,677.92	4.698	4.764	Federal Home Loan Discount	2,945,700.00
13787	FAD	3,000,000.00	4.975	05/07/2024	05/26/2023	2,856,139.58	5.252	5.325	Federal Home Loan Discount	2,945,280.00
13788	FAD	3,000,000.00	4.975	05/08/2024	05/26/2023	2,855,725.00	5.252	5.325	Federal Home Loan Discount	2,944,860.00
13789	FAD	3,000,000.00	4.975	05/09/2024	05/26/2023	2,855,310.42	5.253	5.326	Federal Home Loan Discount	2,944,440.00
13790	FAD	12,000,000.00	4.975	05/10/2024	05/26/2023	11,419,583.33	5.253	5.326	Federal Home Loan Discount	11,776,080.00
13796	FAD	5,000,000.00	4.865	05/10/2024	06/01/2023	4,767,561.11	5.129	5.200	Federal Home Loan Discount	4,906,700.00
13784	FAD	5,500,000.00	4.755	05/13/2024	05/23/2023	5,241,380.83	5.014	5.083	Federal Home Loan Discount	5,395,060.00
13792	FAD	3,500,000.00	4.880	05/14/2024	06/01/2023	3,334,893.33	5.147	5.218	Federal Home Loan Discount	3,432,730.00
13803	FAD	3,000,000.00	4.940	05/14/2024	06/05/2023	2,858,386.67	5.211	5.283	Federal Home Loan Discount	2,942,340.00
13793	FAD	3,500,000.00	4.880	05/15/2024	06/01/2023	3,334,418.89	5.147	5.219	Federal Home Loan Discount	3,432,240.00
13804	FAD	3,000,000.00	4.940	05/15/2024	06/05/2023	2,857,975.00	5.211	5.284	Federal Home Loan Discount	2,941,920.00
13782	TRD	4,000,000.00	4.750	05/16/2024	05/19/2023	3,808,416.67	4.996	5.065	T BILL	3,923,320.00
13470	FAC	5,000,000.00	3.000	05/17/2024	05/20/2022	5,000,000.00	2.958	3.000	Federal Home Loan Bank	4,952,000.00
13794	FAD	3,500,000.00	4.880	05/17/2024	06/01/2023	3,333,470.00	5.148	5.219	Federal Home Loan Discount	3,431,260.00
13805	FAD	3,000,000.00	4.940	05/17/2024	06/05/2023	2,857,151.67	5.212	5.285	Federal Home Loan Discount	2,941,080.00
13800	FAD	3,000,000.00	4.830	05/20/2024	06/02/2023	2,857,917.50	5.094	5.165	Federal Home Loan Discount	2,939,820.00
13801	FAD	3,000,000.00	4.830	05/21/2024	06/02/2023	2,857,515.00	5.094	5.165	Federal Home Loan Discount	2,939,400.00
13802	FAD	3,000,000.00	4.830	05/22/2024	06/02/2023	2,857,112.50	5.095	5.165	Federal Home Loan Discount	2,938,980.00
13949	TRD	5,000,000.00	5.135	05/23/2024	12/04/2023	4,878,043.75	5.336	5.410	T BILL	4,899,400.00
13382	FAC	5,000,000.00	1.350	05/24/2024	02/24/2022	5,000,000.00	1.331	1.350	Federal Home Loan Bank	4,923,550.00
13599	FAC	5,000,000.00	5.250	05/24/2024	11/25/2022	5,000,000.00	5.178	5.250	Fed Home Ln Mtg Corp	4,992,500.00
13791	FAD	8,500,000.00	4.915	05/24/2024	05/30/2023	8,082,225.00	5.190	5.262	Federal Home Loan Discount	8,324,730.00
13797	FAD	5,000,000.00	4.830	05/24/2024	06/01/2023	4,759,841.67	5.096	5.166	Federal Home Loan Discount	4,896,900.00
13386	FAC	5,000,000.00	1.300	05/28/2024	02/28/2022	5,000,000.00	1.282	1.300	Federal Home Loan Bank	4,923,500.00
13798	FAD	5,000,000.00	4.815	05/29/2024	06/01/2023	4,757,243.75	5.081	5.152	Federal Home Loan Discount	4,893,400.00
13799	FAD	30,000,000.00	4.815	05/31/2024	06/01/2023	28,535,437.50	5.082	5.152	Federal Home Loan Discount	29,352,000.00

INVESTMENT #	TYPE	FACE VALUE	STATED RATE	MATURITY DATE	PURCHASE DATE	BOOK VALUE	YTM 360 DAYS	YTM 365 DAYS	DESCRIPTION	MARKET VALUE
13806	FAD	8,000,000.00	4.895	06/03/2024	06/05/2023	7,604,048.89	5.169	5.241	Federal Home Loan Discount	7,823,440.00
13808	FAD	3,500,000.00	4.895	06/04/2024	06/06/2023	3,326,771.39	5.169	5.241	Federal Home Loan Discount	3,422,265.00
13809	FAD	3,500,000.00	4.895	06/05/2024	06/06/2023	3,326,295.49	5.170	5.241	Federal Home Loan Discount	3,421,775.00
13812	FAD	3,500,000.00	4.900	06/06/2024	06/07/2023	3,326,118.06	5.175	5.247	Federal Home Loan Discount	3,421,285.00
13813	FAD	20,000,000.00	4.925	06/07/2024	06/08/2023	19,001,319.44	5.202	5.275	Federal Home Loan Discount	19,547,400.00
13815	FAD	5,000,000.00	4.890	06/10/2024	06/12/2023	4,752,783.33	5.164	5.235	Federal Home Loan Discount	4,884,750.00
13816	FAD	3,000,000.00	4.890	06/11/2024	06/12/2023	2,851,262.50	5.164	5.236	Federal Home Loan Discount	2,930,430.00
13820	FAD	3,000,000.00	4.970	06/12/2024	06/16/2023	2,850,071.67	5.251	5.324	Federal Home Loan Discount	2,930,010.00
13817	FAC	5,000,000.00	5.280	06/13/2024	06/13/2023	5,000,000.00	5.207	5.280	Fed Agric Mrg Corp (FarmerMac)	5,000,850.00
13819	FAD	10,000,000.00	4.965	06/14/2024	06/15/2023	9,496,604.17	5.246	5.319	Federal Home Loan Discount	9,763,900.00
13821	FAD	6,000,000.00	4.975	06/14/2024	06/20/2023	5,701,500.00	5.255	5.328	Federal Home Loan Discount	5,858,340.00
13478	RRP	2,555,012.22	4.500	06/15/2024	06/15/2022	2,555,012.22	4.438	4.500	MARIN COUNTY	2,555,012.22
13406	FAC	5,000,000.00	1.800	06/17/2024	03/17/2022	4,997,645.00	1.796	1.821	Federal Farm Credit Bank	4,932,750.00
13822	FAD	3,000,000.00	4.975	06/18/2024	06/20/2023	2,849,091.67	5.257	5.330	Federal Home Loan Discount	2,927,460.00
13823	FAD	5,000,000.00	4.990	06/20/2024	06/23/2023	4,748,420.83	5.273	5.346	Federal Home Loan Discount	4,877,700.00
13824	FAD	10,000,000.00	4.980	06/21/2024	06/26/2023	9,500,616.67	5.261	5.334	Federal Home Loan Discount	9,754,000.00
13830	FAD	3,000,000.00	5.085	06/21/2024	06/30/2023	2,848,721.25	5.376	5.451	Federal Home Loan Discount	2,926,200.00
13831	FAD	5,000,000.00	5.070	06/24/2024	06/30/2023	4,746,500.00	5.360	5.435	Federal Home Loan Discount	4,874,900.00
13832	FAD	3,000,000.00	5.070	06/25/2024	06/30/2023	2,847,477.50	5.361	5.435	Federal Home Loan Discount	2,924,520.00
13827	FAD	8,000,000.00	5.095	06/26/2024	06/29/2023	7,589,003.33	5.389	5.463	Federal Home Loan Discount	7,797,600.00
13833	FAD	9,000,000.00	5.070	06/26/2024	06/30/2023	8,541,165.00	5.361	5.435	Federal Home Loan Discount	8,772,300.00
13828	FAD	10,000,000.00	5.095	06/27/2024	06/30/2023	9,486,254.17	5.389	5.464	Federal Home Loan Discount	9,745,600.00
13836	FAD	10,000,000.00	5.075	06/27/2024	07/05/2023	9,495,319.44	5.365	5.440	Federal Home Loan Discount	9,745,600.00
13416	FAC	5,000,000.00	2.000	06/28/2024	03/28/2022	5,000,000.00	1.973	2.000	Federal Home Loan Bank	4,923,400.00
13826	FAC	5,000,000.00	5.330	06/28/2024	06/28/2023	5,000,000.00	5.256	5.330	Fed Natl Mtg Assoc	5,001,000.00
13837	FAD	10,000,000.00	5.145	06/28/2024	07/06/2023	9,488,358.33	5.442	5.518	Federal Home Loan Discount	9,744,200.00
13834	FAD	3,000,000.00	5.080	07/01/2024	07/03/2023	2,845,906.67	5.373	5.447	Federal Home Loan Discount	2,923,590.00

INVESTMENT #	TYPE	FACE VALUE	STATED RATE	MATURITY DATE	PURCHASE DATE	BOOK VALUE	YTM 360 DAYS	YTM 365 DAYS	DESCRIPTION	MARKET VALUE
13835	FAD	3,000,000.00	5.080	07/02/2024	07/03/2023	2,845,483.33	5.373	5.448	Federal Home Loan Discount	2,923,170.00
13838	FAD	3,000,000.00	5.030	07/03/2024	07/17/2023	2,852,453.33	5.314	5.388	Federal Home Loan Discount	2,922,750.00
13842	FAD	22,000,000.00	5.070	07/05/2024	07/20/2023	20,912,485.00	5.358	5.432	Federal Home Loan Discount	21,427,560.00
13839	FAD	5,000,000.00	4.995	07/08/2024	07/18/2023	4,753,025.00	5.277	5.350	Federal Home Loan Discount	4,867,800.00
13841	FAD	3,000,000.00	5.010	07/09/2024	07/19/2023	2,851,370.00	5.293	5.367	Federal Home Loan Discount	2,920,290.00
13846	FAD	5,000,000.00	5.060	07/10/2024	07/21/2023	4,750,513.89	5.348	5.422	Federal Home Loan Discount	4,866,450.00
13843	FAD	3,000,000.00	5.060	07/11/2024	07/20/2023	2,849,465.00	5.348	5.423	Federal Home Loan Discount	2,919,450.00
13847	FAD	19,000,000.00	5.115	07/12/2024	07/27/2023	18,052,446.25	5.407	5.482	Federal Home Loan Discount	18,487,190.00
13714	FAC	5,000,000.00	5.380	07/15/2024	03/08/2023	5,000,880.00	5.298	5.371	Federal Home Loan Bank	5,007,100.00
13853	FAD	6,000,000.00	5.115	07/16/2024	08/16/2023	5,714,412.50	5.402	5.477	Federal Home Loan Discount	5,834,760.00
13848	FAD	3,000,000.00	5.080	07/17/2024	08/07/2023	2,853,950.00	5.367	5.441	Federal Home Loan Discount	2,916,960.00
13855	FAD	3,000,000.00	5.135	07/18/2024	08/21/2023	2,857,931.67	5.423	5.498	Federal Home Loan Discount	2,916,570.00
13677	FAC	5,000,000.00	4.800	07/19/2024	01/19/2023	5,000,000.00	4.734	4.800	Fed Home Ln Mtg Corp	4,992,350.00
13840	FAC	5,000,000.00	5.400	07/19/2024	07/19/2023	5,000,000.00	5.326	5.400	Fed Natl Mtg Assoc	4,995,800.00
13849	FAD	9,000,000.00	5.050	07/19/2024	08/08/2023	8,563,175.00	5.334	5.408	Federal Home Loan Discount	8,748,450.00
13854	FAD	5,000,000.00	5.125	07/22/2024	08/17/2023	4,757,986.11	5.414	5.490	Federal Home Loan Discount	4,858,200.00
13857	FAD	3,000,000.00	5.150	07/23/2024	08/24/2023	2,856,658.33	5.440	5.516	Federal Home Loan Discount	2,914,500.00
13763	FAC	5,000,000.00	4.500	07/24/2024	04/24/2023	5,000,000.00	4.443	4.505	Federal Home Loan Bank	4,983,250.00
13872	FAD	3,000,000.00	5.235	07/25/2024	10/06/2023	2,872,178.75	5.513	5.590	Federal Home Loan Discount	2,913,660.00
13850	FAD	10,000,000.00	5.050	07/26/2024	08/10/2023	9,507,625.00	5.336	5.410	Federal Home Loan Discount	9,710,800.00
13852	FAD	10,000,000.00	5.140	07/26/2024	08/15/2023	9,505,988.89	5.433	5.508	Federal Home Loan Discount	9,710,800.00
13858	FAD	30,000,000.00	5.135	07/26/2024	08/30/2023	28,583,595.83	5.406	5.481	Federal Home Loan Discount	29,132,400.00
13871	FAD	15,000,000.00	5.205	07/26/2024	10/05/2023	14,360,218.75	5.481	5.557	Federal Home Loan Discount	14,566,200.00
13878	FAD	10,000,000.00	5.175	07/26/2024	10/12/2023	9,586,000.00	5.446	5.521	Federal Home Loan Discount	9,710,800.00
13882	FAD	10,000,000.00	5.210	07/26/2024	10/13/2023	9,584,647.22	5.483	5.559	Federal Home Loan Discount	9,710,800.00
13860	FAD	4,000,000.00	5.145	07/29/2024	09/05/2023	3,812,493.33	5.426	5.501	Federal Home Loan Discount	3,882,680.00
13873	FAD	3,000,000.00	5.230	07/30/2024	10/06/2023	2,870,121.67	5.510	5.586	Federal Home Loan Discount	2,911,590.00

INVESTMENT #	TYPE	FACE VALUE	STATED RATE	MATURITY DATE	PURCHASE DATE	BOOK VALUE	YTM 360 DAYS	YTM 365 DAYS	DESCRIPTION	MARKET VALUE
13870	FAD	11,600,000.00	5.225	07/31/2024	09/28/2023	11,083,131.39	5.502	5.579	Federal Home Loan Discount	11,256,640.00
13945	FAD	4,000,000.00	5.115	07/31/2024	11/21/2023	3,856,211.67	5.353	5.427	Federal Home Loan Discount	3,881,600.00
13895	FAD	16,000,000.00	5.245	08/02/2024	10/17/2023	15,323,977.78	5.523	5.599	Federal Home Loan Discount	15,532,000.00
13863	FAD	5,500,000.00	5.195	08/05/2024	09/18/2023	5,244,434.86	5.477	5.553	Federal Home Loan Discount	5,336,870.00
13756	FAC	5,000,000.00	4.440	08/06/2024	04/17/2023	5,000,000.00	4.383	4.444	Federal Home Loan Bank	4,983,950.00
13856	FAD	3,000,000.00	5.125	08/07/2024	08/23/2023	2,850,520.83	5.418	5.493	Federal Home Loan Discount	2,910,210.00
13864	FAD	3,000,000.00	5.210	08/08/2024	09/22/2023	2,860,632.50	5.493	5.570	Federal Home Loan Discount	2,909,820.00
13865	FAD	3,900,000.00	5.210	08/09/2024	09/22/2023	3,718,257.83	5.494	5.570	Federal Home Loan Discount	3,782,220.00
13880	FAD	3,000,000.00	5.185	08/12/2024	10/12/2023	2,868,214.58	5.464	5.539	Federal Home Loan Discount	2,908,200.00
13757	FAC	5,000,000.00	4.420	08/13/2024	04/17/2023	5,000,000.00	4.363	4.424	Federal Home Loan Bank	4,982,950.00
13780	FAC	5,000,000.00	4.520	08/14/2024	05/17/2023	5,000,000.00	4.463	4.525	Federal Home Loan Bank	4,985,850.00
13881	FAD	4,000,000.00	5.185	08/15/2024	10/12/2023	3,822,557.78	5.465	5.541	Federal Home Loan Discount	3,876,000.00
13859	FAD	14,000,000.00	5.105	08/16/2024	08/31/2023	13,303,167.50	5.393	5.468	Federal Home Loan Discount	13,564,040.00
13869	FAD	5,000,000.00	5.190	08/19/2024	09/27/2023	4,764,287.50	5.475	5.551	Federal Home Loan Discount	4,842,300.00
13875	FAD	3,000,000.00	5.145	08/20/2024	10/11/2023	2,865,372.50	5.423	5.499	Federal Home Loan Discount	2,904,960.00
13876	FAD	3,000,000.00	5.145	08/21/2024	10/11/2023	2,864,943.75	5.424	5.499	Federal Home Loan Discount	2,904,570.00
13877	FAD	4,000,000.00	5.145	08/22/2024	10/11/2023	3,819,353.33	5.424	5.500	Federal Home Loan Discount	3,872,200.00
13900	FAD	3,000,000.00	5.235	08/23/2024	10/19/2023	2,865,198.75	5.520	5.597	Federal Home Loan Discount	2,903,760.00
13901	FAD	3,000,000.00	5.230	08/26/2024	10/19/2023	2,864,020.00	5.516	5.592	Federal Home Loan Discount	2,902,530.00
13902	FAD	3,000,000.00	5.230	08/27/2024	10/19/2023	2,863,584.17	5.516	5.593	Federal Home Loan Discount	2,902,140.00
13514	FAC	5,000,000.00	3.500	08/28/2024	08/30/2022	5,000,000.00	3.452	3.500	Federal Home Loan Bank	4,952,650.00
13883	FAD	3,000,000.00	5.155	08/29/2024	10/13/2023	2,862,103.75	5.437	5.513	Federal Home Loan Discount	2,901,330.00
13904	FAD	15,000,000.00	5.145	08/30/2024	10/23/2023	14,331,150.00	5.423	5.498	Federal Home Loan Discount	14,504,550.00
13905	FAD	7,000,000.00	5.145	08/30/2024	10/24/2023	6,688,870.42	5.422	5.498	Federal Home Loan Discount	6,768,790.00
13969	FAD	6,000,000.00	5.005	08/30/2024	12/13/2023	5,782,282.50	5.250	5.323	Federal Home Loan Discount	5,801,820.00
13926	FAD	10,000,000.00	5.095	09/03/2024	11/06/2023	9,572,586.11	5.358	5.432	Federal Home Loan Discount	9,671,500.00
13954	FAD	20,000,000.00	5.000	09/03/2024	12/08/2023	19,250,000.00	5.248	5.321	Federal Home Loan Discount	19,343,000.00

INVESTMENT #	TYPE	FACE VALUE	STATED RATE	MATURITY DATE	PURCHASE DATE	BOOK VALUE	YTM 360 DAYS	YTM 365 DAYS	DESCRIPTION	MARKET VALUE
13884	FAD	3,000,000.00	5.155	09/04/2024	10/13/2023	2,859,526.25	5.440	5.515	Federal Home Loan Discount	2,901,030.00
13885	FAD	3,000,000.00	5.155	09/05/2024	10/13/2023	2,859,096.67	5.440	5.516	Federal Home Loan Discount	2,900,640.00
13874	FAD	13,600,000.00	5.135	09/06/2024	10/10/2023	12,955,956.89	5.420	5.495	Federal Home Loan Discount	13,147,800.00
13890	FAD	3,000,000.00	5.160	09/09/2024	10/16/2023	2,858,530.00	5.446	5.522	Federal Home Loan Discount	2,899,050.00
13891	FAD	3,000,000.00	5.160	09/10/2024	10/16/2023	2,858,100.00	5.446	5.522	Federal Home Loan Discount	2,898,660.00
13892	FAD	3,000,000.00	5.160	09/11/2024	10/17/2023	2,858,100.00	5.446	5.522	Federal Home Loan Discount	2,898,270.00
13893	FAD	3,000,000.00	5.160	09/12/2024	10/17/2023	2,857,670.00	5.447	5.523	Federal Home Loan Discount	2,897,880.00
13862	FAC	5,000,000.00	5.375	09/13/2024	09/13/2023	4,998,500.00	5.332	5.406	Federal Farm Credit Bank	5,014,400.00
13928	FAD	8,000,000.00	5.085	09/13/2024	11/07/2023	7,648,570.00	5.352	5.426	Federal Home Loan Discount	7,726,640.00
13894	FAD	5,000,000.00	5.155	09/16/2024	10/17/2023	4,760,149.31	5.443	5.519	Federal Home Loan Discount	4,827,150.00
13896	FAD	3,000,000.00	5.190	09/17/2024	10/18/2023	2,855,112.50	5.481	5.558	Federal Home Loan Discount	2,895,900.00
13897	FAD	3,000,000.00	5.190	09/18/2024	10/18/2023	2,854,680.00	5.482	5.558	Federal Home Loan Discount	2,895,510.00
13898	FAD	3,000,000.00	5.190	09/19/2024	10/18/2023	2,854,247.50	5.482	5.558	Federal Home Loan Discount	2,895,120.00
13906	FAD	4,000,000.00	5.165	09/20/2024	10/24/2023	3,809,468.89	5.453	5.529	Federal Home Loan Discount	3,859,600.00
13899	FAD	3,000,000.00	5.180	09/23/2024	10/18/2023	2,852,801.67	5.473	5.549	Federal Home Loan Discount	2,893,530.00
13907	FAD	3,000,000.00	5.155	09/25/2024	10/24/2023	2,855,230.42	5.444	5.519	Federal Home Loan Discount	2,892,720.00
13908	FAD	3,000,000.00	5.155	09/26/2024	10/25/2023	2,855,230.42	5.444	5.519	Federal Home Loan Discount	2,892,330.00
13867	FAC	7,000,000.00	5.500	09/27/2024	09/27/2023	7,000,000.00	5.424	5.500	Fed Agric Mrg Corp (FarmerMac)	7,028,070.00
13868	FAC	10,000,000.00	5.500	09/27/2024	09/27/2023	10,000,000.00	5.424	5.500	Fed Agric Mrg Corp (FarmerMac)	10,040,100.00
13535	FAC	5,000,000.00	4.500	09/30/2024	09/30/2022	5,000,000.00	4.438	4.500	Fed Home Ln Mtg Corp	4,973,000.00
13924	FAD	10,000,000.00	5.105	09/30/2024	11/02/2023	9,527,787.50	5.384	5.459	Federal Home Loan Discount	9,635,800.00
13933	FAD	11,000,000.00	5.085	09/30/2024	11/09/2023	10,493,477.50	5.359	5.434	Federal Home Loan Discount	10,599,380.00
13935	FAD	3,000,000.00	5.130	09/30/2024	11/14/2023	2,862,772.50	5.406	5.481	Federal Home Loan Discount	2,890,740.00
13938	FAD	5,000,000.00	5.015	09/30/2024	11/16/2023	4,777,807.64	5.279	5.352	Federal Home Loan Discount	4,817,900.00
13909	FAD	8,000,000.00	5.150	10/01/2024	10/25/2023	7,608,600.00	5.440	5.516	Federal Home Loan Discount	7,708,880.00
13861	FAC	5,000,000.00	5.250	10/02/2024	09/07/2023	4,996,250.00	5.254	5.327	Federal Farm Credit Bank	5,012,150.00
13910	FAD	4,000,000.00	5.155	10/03/2024	10/26/2023	3,803,537.22	5.446	5.522	Federal Home Loan Discount	3,853,360.00

INVESTMENT #	TYPE	FACE VALUE	STATED RATE	MATURITY DATE	PURCHASE DATE	BOOK VALUE	YTM 360 DAYS	YTM 365 DAYS	DESCRIPTION	MARKET VALUE
13879	FAC	5,000,000.00	5.550	10/04/2024	10/12/2023	5,004,625.00	5.473	5.549	Fed Natl Mtg Assoc	5,000,250.00
13917	FAD	12,000,000.00	5.145	10/04/2024	10/30/2023	11,416,900.00	5.434	5.510	Federal Home Loan Discount	11,558,520.00
13219	FAC	5,000,000.00	0.650	10/07/2024	10/07/2021	5,000,000.00	0.641	0.650	Federal Home Loan Bank	4,833,250.00
13886	FAD	3,000,000.00	5.110	10/07/2024	10/16/2023	2,847,977.50	5.403	5.478	Federal Home Loan Discount	2,888,460.00
13887	FAD	3,000,000.00	5.110	10/08/2024	10/16/2023	2,847,551.67	5.403	5.478	Federal Home Loan Discount	2,888,070.00
13888	FAD	3,000,000.00	5.110	10/09/2024	10/16/2023	2,847,125.83	5.403	5.478	Federal Home Loan Discount	2,887,650.00
13889	FAD	3,000,000.00	5.110	10/10/2024	10/16/2023	2,846,700.00	5.404	5.479	Federal Home Loan Discount	2,887,260.00
13913	FAD	15,000,000.00	5.110	10/11/2024	10/27/2023	14,254,791.67	5.400	5.475	Federal Home Loan Discount	14,434,350.00
13911	FAD	5,000,000.00	5.140	10/15/2024	10/26/2023	4,746,569.44	5.435	5.510	Federal Home Loan Discount	4,808,850.00
13918	FAD	4,000,000.00	5.115	10/16/2024	10/31/2023	3,800,515.00	5.404	5.479	Federal Home Loan Discount	3,846,520.00
13912	FAD	3,000,000.00	5.150	10/17/2024	10/26/2023	2,846,787.50	5.447	5.522	Federal Home Loan Discount	2,884,500.00
13915	FAD	4,000,000.00	5.100	10/18/2024	10/27/2023	3,797,700.00	5.392	5.467	Federal Home Loan Discount	3,845,480.00
13919	FAD	4,000,000.00	5.105	10/21/2024	10/31/2023	3,798,068.89	5.396	5.471	Federal Home Loan Discount	3,843,920.00
13921	FAD	3,000,000.00	5.110	10/22/2024	11/02/2023	2,848,829.17	5.401	5.476	Federal Home Loan Discount	2,882,550.00
13922	FAD	3,000,000.00	5.110	10/23/2024	11/02/2023	2,848,403.33	5.401	5.476	Federal Home Loan Discount	2,882,160.00
13845	FAC	5,000,000.00	5.625	10/24/2024	07/24/2023	5,000,000.00	5.555	5.632	Fed Natl Mtg Assoc	4,992,600.00
13923	FAD	3,000,000.00	5.110	10/24/2024	11/02/2023	2,847,977.50	5.402	5.477	Federal Home Loan Discount	2,881,740.00
13914	FAD	8,000,000.00	5.135	10/25/2024	10/27/2023	7,584,635.56	5.433	5.508	Federal Home Loan Discount	7,683,600.00
13920	FAD	5,000,000.00	5.095	10/28/2024	10/31/2023	4,743,127.08	5.388	5.463	Federal Home Loan Discount	4,800,300.00
13932	FAD	5,000,000.00	5.025	10/29/2024	11/09/2023	4,752,239.58	5.308	5.381	Federal Home Loan Discount	4,799,650.00
13925	FAD	3,000,000.00	5.005	10/30/2024	11/03/2023	2,849,015.83	5.289	5.362	Federal Home Loan Discount	2,879,400.00
13934	FAD	20,000,000.00	5.085	10/31/2024	11/14/2023	19,005,600.00	5.372	5.447	Federal Home Loan Discount	19,193,200.00
13956	FAD	50,000,000.00	4.905	10/31/2024	12/08/2023	47,765,500.00	5.167	5.239	Federal Home Loan Discount	47,983,000.00
13936	TRD	10,000,000.00	5.085	10/31/2024	11/14/2023	9,502,800.00	5.356	5.430	T BILL	9,611,600.00
13929	FAD	8,000,000.00	5.025	11/01/2024	11/08/2023	7,599,116.67	5.309	5.383	Federal Home Loan Discount	7,678,320.00
12980	RRP	100,000.00	4.000	11/01/2024	11/01/2020	100,000.00	3.945	4.000	MARIN COUNTY	100,000.00
13927	FAD	3,000,000.00	4.995	11/04/2024	11/06/2023	2,848,485.00	5.279	5.352	Federal Home Loan Discount	2,878,200.00

INVESTMENT #	TYPE	FACE VALUE	STATED RATE	MATURITY DATE	PURCHASE DATE	BOOK VALUE	YTM 360 DAYS	YTM 365 DAYS	DESCRIPTION	MARKET VALUE
13930	FAD	3,000,000.00	5.015	11/05/2024	11/08/2023	2,848,296.25	5.300	5.374	Federal Home Loan Discount	2,877,810.00
13937	FAD	11,000,000.00	4.975	11/06/2024	11/15/2023	10,457,310.42	5.254	5.327	Federal Home Loan Discount	10,550,540.00
13931	FAD	3,000,000.00	5.015	11/07/2024	11/08/2023	2,847,460.42	5.301	5.375	Federal Home Loan Discount	2,877,030.00
13939	FAD	15,000,000.00	4.960	11/08/2024	11/16/2023	14,260,133.33	5.238	5.310	Federal Home Loan Discount	14,383,200.00
13940	FAD	5,000,000.00	4.950	11/12/2024	11/17/2023	4,751,812.50	5.228	5.301	Federal Home Loan Discount	4,791,750.00
13941	FAD	3,000,000.00	4.950	11/13/2024	11/17/2023	2,850,675.00	5.228	5.301	Federal Home Loan Discount	2,874,660.00
13942	FAD	3,000,000.00	4.950	11/14/2024	11/17/2023	2,850,262.50	5.229	5.302	Federal Home Loan Discount	2,874,270.00
13943	FAD	3,000,000.00	4.950	11/15/2024	11/17/2023	2,849,850.00	5.229	5.302	Federal Home Loan Discount	2,873,880.00
13271	FAC	5,000,000.00	0.350	11/18/2024	11/18/2021	5,000,000.00	0.999	1.013	Federal Home Loan Bank	4,850,350.00
13946	FAC	15,000,000.00	5.300	11/22/2024	11/22/2023	15,000,000.00	5.227	5.300	Fed Agric Mrg Corp (FarmerMac)	15,062,550.00
13866	FAC	5,000,000.00	5.050	11/25/2024	09/25/2023	5,000,000.00	4.939	5.008	Federal Farm Credit Bank	5,027,150.00
13947	FAD	26,000,000.00	4.850	11/27/2024	11/30/2023	24,728,491.67	5.119	5.191	Federal Home Loan Discount	24,866,140.00
13950	FAD	10,000,000.00	4.775	12/02/2024	12/04/2023	9,517,194.44	5.038	5.108	Federal Home Loan Discount	9,565,000.00
13957	FAD	30,000,000.00	4.845	12/03/2024	12/08/2023	28,542,462.50	5.113	5.184	Federal Home Loan Discount	28,691,100.00
13948	FAC	5,000,000.00	5.125	12/04/2024	12/04/2023	4,998,750.00	5.080	5.150	Federal Farm Credit Bank	5,009,000.00
13959	FAD	5,000,000.00	4.885	12/05/2024	12/11/2023	4,755,750.00	5.157	5.228	Federal Home Loan Discount	4,780,550.00
13953	FAD	18,500,000.00	4.850	12/06/2024	12/08/2023	17,592,780.56	5.120	5.191	Federal Home Loan Discount	17,685,630.00
13960	FAD	5,000,000.00	4.885	12/06/2024	12/11/2023	4,755,071.53	5.157	5.229	Federal Home Loan Discount	4,779,900.00
13961	FAD	5,000,000.00	4.870	12/09/2024	12/11/2023	4,753,794.44	5.142	5.213	Federal Home Loan Discount	4,778,000.00
13962	FAD	20,000,000.00	4.870	12/10/2024	12/11/2023	19,012,472.22	5.142	5.214	Federal Home Loan Discount	19,109,400.00
13944	FAC	10,000,000.00	5.250	12/13/2024	11/20/2023	10,000,000.00	5.181	5.253	Federal Farm Credit Bank	10,039,300.00
13966	FAC	10,000,000.00	5.250	12/13/2024	12/13/2023	10,000,000.00	5.178	5.250	Federal Home Loan Bank	10,005,100.00
13970	FAC	5,000,000.00	5.300	12/13/2024	12/15/2023	5,000,000.00	5.227	5.300	Federal Home Loan Bank	4,994,200.00
13965	FAC	10,000,000.00	5.170	12/13/2024	12/13/2023	10,000,000.00	5.099	5.170	Fed Agric Mrg Corp (FarmerMac)	10,011,000.00
13972	FAD	28,000,000.00	4.650	12/16/2024	12/18/2023	26,683,533.33	4.901	4.969	Federal Home Loan Discount	26,731,600.00
13973	FAD	3,000,000.00	4.645	12/17/2024	12/20/2023	2,859,488.75	4.895	4.963	Federal Home Loan Discount	2,863,710.00
13976	FAD	3,000,000.00	4.560	12/19/2024	12/21/2023	2,861,680.00	4.803	4.869	Federal Home Loan Discount	2,862,930.00

INVESTMENT #	TYPE	FACE VALUE	STATED RATE	MATURITY DATE	PURCHASE DATE	BOOK VALUE	YTM 360 DAYS	YTM 365 DAYS	DESCRIPTION	MARKET VALUE
13977	FAD	36,000,000.00	4.560	12/20/2024	12/21/2023	34,335,600.00	4.803	4.870	Federal Home Loan Discount	34,350,840.00
13981	FAD	10,000,000.00	4.540	12/23/2024	12/27/2023	9,543,477.78	4.780	4.846	Federal Home Loan Discount	9,538,000.00
13982	FAD	3,000,000.00	4.540	12/24/2024	12/27/2023	2,862,665.00	4.780	4.847	Federal Home Loan Discount	2,861,010.00
13983	FAD	3,000,000.00	4.540	12/26/2024	12/27/2023	2,861,908.33	4.781	4.847	Federal Home Loan Discount	2,860,260.00
13664	FAC	5,000,000.00	5.000	12/27/2024	12/30/2022	5,000,000.00	4.931	5.000	Federal Home Loan Bank	4,982,050.00
13829	FAC	5,000,000.00	5.500	12/27/2024	06/30/2023	5,000,000.00	5.425	5.500	Federal Home Loan Bank	4,994,900.00
13980	FAC	10,000,000.00	5.230	12/27/2024	12/27/2023	10,000,000.00	5.158	5.230	Fed Natl Mtg Assoc	10,003,100.00
13984	FAD	4,000,000.00	4.535	12/27/2024	12/28/2023	3,816,080.56	4.776	4.842	Federal Home Loan Discount	3,813,160.00
13665	FAC	5,000,000.00	5.300	12/30/2024	12/30/2022	5,000,000.00	5.227	5.300	Federal Home Loan Bank	4,985,550.00
13952	FAC	10,000,000.00	5.000	01/07/2025	12/13/2023	9,995,000.00	4.983	5.052	Federal Farm Credit Bank	10,028,400.00
13967	FAC	15,000,000.00	5.000	01/07/2025	12/13/2023	15,000,000.00	4.934	5.003	Federal Farm Credit Bank	15,042,600.00
13687	FAC	5,000,000.00	4.770	01/30/2025	01/30/2023	5,000,000.00	4.704	4.770	Fed Home Ln Mtg Corp	4,985,100.00
13851	FAC	5,000,000.00	5.610	02/14/2025	08/14/2023	5,000,000.00	5.533	5.610	Federal Home Loan Bank	4,992,400.00
13399	FAC	5,000,000.00	1.250	03/14/2025	03/14/2022	5,000,000.00	2.383	2.416	Federal Home Loan Bank	4,951,000.00
13951	FAC	10,000,000.00	4.880	06/05/2025	12/05/2023	10,000,000.00	4.813	4.880	Fed Agric Mrg Corp (FarmerMac)	10,038,700.00
13903	FAC	5,000,000.00	5.125	10/20/2025	10/20/2023	4,988,800.00	5.172	5.244	Federal Farm Credit Bank	5,063,100.00
13958	FAC	10,000,000.00	4.625	12/08/2025	12/08/2023	9,980,000.00	4.666	4.730	Federal Farm Credit Bank	10,054,400.00
13971	FAC	5,000,000.00	5.140	12/18/2025	12/18/2023	5,000,000.00	0.000	0.000	Federal Home Loan Bank	5,002,450.00
13978	FAC	5,000,000.00	5.375	12/22/2025	12/22/2023	5,000,000.00	5.301	5.375	Federal Home Loan Bank	4,999,200.00
13979	FAC	5,000,000.00	5.600	12/26/2025	12/26/2023	5,000,000.00	5.523	5.600	Federal Home Loan Bank	4,994,300.00
13771	RRP	75,000.00	6.250	05/01/2026	05/01/2023	75,000.00	6.164	6.250	MARIN COUNTY	75,000.00
13916	FAC	5,000,000.00	6.000	10/30/2026	10/30/2023	5,000,000.00	5.917	6.000	Fed Home Ln Mtg Corp	5,000,000.00
13975	FAC	5,000,000.00	5.400	12/21/2026	12/21/2023	5,000,000.00	5.326	5.400	Fed Home Ln Mtg Corp	5,003,400.00

2,458,839,338.52

2,381,654,042.11

2,413,461,942.02

AMORTIZATION & ACCRETION
OF PREMIUMS & DISCOUNTS

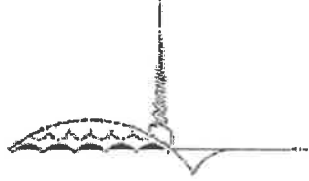
4,556.11

ACCRUED INTEREST
DISCOUNT INVESTMENTS

2,458,839,338.52

2,381,658,598.22

2,413,461,942.02



TREASURER DIVISION - DEPARTMENT OF FINANCE
 PORTFOLIO SUMMARY REPORT - OPERATING FUNDS
 COUNTY OF MARIN, SCHOOLS & SPECIAL DISTRICTS
 December 31, 2023

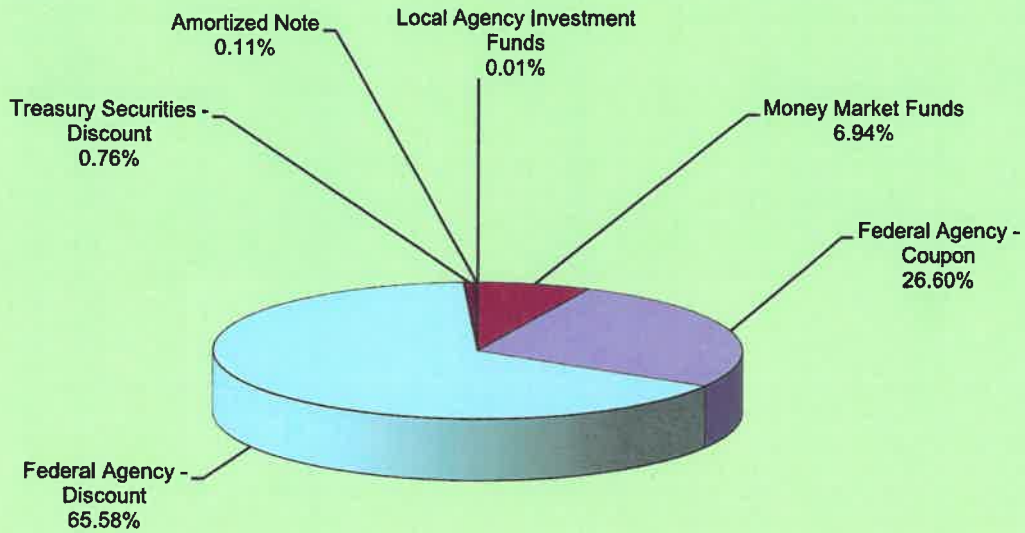
DESCRIPTION	ENDING BALANCE December 31, 2023	AVERAGE BALANCE December 31, 2023	WEIGHTED AVERAGE DAYS TO MATURITY	ANNUALIZED YIELD December 31, 2023	YIELD December 31, 2023
LOCAL AGENCY INVESTMENT FUNDS	\$265,086.23	\$265,086.23	1	3.990	3.929
MONEY MARKET FUNDS	\$165,194,240.07	\$117,503,917.49	1	5.238	5.238
FEDERAL AGENCY ISSUES - COUPON	\$633,473,285.00	\$675,876,360.35	217	3.821	4.013
FEDERAL AGENCY ISSUES - DISCOUNT	\$1,561,802,158.17	\$1,575,960,255.50	192	5.200	5.232
TREASURY SECURITIES - COUPON					
TREASURY SECURITIES - DISCOUNT	\$18,189,260.42	\$17,717,191.67	226	5.324	5.349
MISC SECURITIES - COUPON					
AMORTIZED NOTE	\$2,730,012.22	\$2,730,012.22	190	4.518	4.530
TOTALS & AVERAGES	\$2,381,654,042.11	\$2,390,052,823.46	186	4.812%	4.908%

The Local Agency Investment Funds is an open ended account and is not included in the total weighted days to maturity.

**Treasurer Division - Department of Finance
Portfolio Yield Report - Operating Funds
County of Marin, Schools & Special Districts
December 31, 2023**

INVESTMENT HOLDINGS	BOOK VALUE	12/31/23
Local Agency Investment Funds	\$265,086.23	3.929%
Money Market Funds	\$165,194,240.07	5.238%
Federal Agency - Coupon	\$633,473,285.00	4.013%
Federal Agency - Discount	\$1,561,802,158.17	5.232%
Treasury Securities - Discount	\$18,189,260.42	5.349%
Amortized Note	\$2,730,012.22	4.530%
TOTAL	\$2,381,654,042.11	4.908%

PORTFOLIO ALLOCATION




REPORT OF INVESTMENTS - NON-OPERATING FUNDS

CHILDREN & FAMILIES COMMISSION

DECEMBER 31, 2023

Page 1



INVESTMENT #	TYPE	FACE VALUE	MATURITY DATE	PURCHASE DATE	BOOK VALUE	YTM 360 DAYS	YTM 365 DAYS	DESCRIPTION	MARKET VALUE
101	LA2	110,104.48	//	//	110,104.48	3.875	3.929	LOCAL AGENCY INVESTMENT FUND	110,104.48
		110,104.48			110,104.48				110,104.48

REPORT OF INVESTMENTS - NON-OPERATING FUNDS

SAN RAFAEL SCHOOLS

DECEMBER 31, 2023

Page 1

INVESTMENT #	TYPE	FACE VALUE	MATURITY DATE	PURCHASE DATE	BOOK VALUE	YTM 360 DAYS	YTM 365 DAYS	DESCRIPTION	MARKET VALUE
687	LA1	0.00	//	//	0.00	5.181	5.253	LOCAL AGENCY INVESTMENT FUND	0.00
746	LA1	476,936.46	//	//	476,936.46	3.875	3.929	LOCAL AGENCY INVESTMENT FUND	476,936.46
		476,936.46			476,936.46				476,936.46
AMORTIZATION & ACCRETION OF PREMIUMS & DISCOUNTS					-0-				
		476,936.46			476,936.46				476,936.46

Nicasio School District

Since 1862

Board of Trustees

Elaine Doss, *Board President* ~ Daniel Ager, *Trustee* ~ Mark Burton, *Trustee*

MINUTES

Regular Meeting of the Nicasio School District Board of Trustees

Thursday, March 7, 2024 5pm

Nicasio School Library, 5555 Nicasio Valley Road, Nicasio, California

1. **Opening Business**

- a. Call to Order at 5:02 pm by Board President Elaine Doss
- b. Roll Call **Present Trustees Elaine Doss, Mark Burton and Daniel Ager Also in Attendance Superintendent/Principal Barbara Snekkevik, Chief Business Official Margie Bonardi and District Secretary Beth Wolf**
- c. Patriotic Moment in recognition that the Voting Rights Act of 1965 was reinstated as the Voting Rights Act Reauthorization and Amendments Act of 2006 in order to protect voting rights for racial minorities and members of certain language-minority groups.

2. **Approval and Adoption of Open Session Agenda**

Action: M/S: (Ager/Burton) to approve and adopt Open Session Agenda **Vote: 3/0** Ayes: Doss, Burton, Ager; Noes: None

3. **Reports**

a. Trustee/Superintendent/Principal Announcements

Superintendent Snekkevik reported on the following: Expanded Learning Opportunities Program, School Parcel Tax (Measure J) Oak Hill Community Housing Project (8 acres near San Quentin, 250 low-moderate income units total with some designated for school staff) Golden Bell Awards Ceremony for classified employees on May 23, garden funding opportunities through West Marin Food Systems (HEAL grant, CDFA grant) Signs of Suicide Training for grades 6/7/8, Spirit/Sports Day, Zero Waste Assembly, Valentine's Day Poetry Presentation featured on KWMR, Read Across America buddy activities, MCFL presentation with musician Keenan Webster, Professional Development Writing Workshop

b. 2023-24 Parent Survey Results

Supt. Snekkevik presented the 2023-24 Parent Survey Results: There was an 81% response rate which represents 21 of 26 total households. The results were very positive overall, with most respondents strongly agreeing that Nicasio School is a safe place for children, provides high quality instruction and has adults who really care about students.

4. **Public Comment** *There were no public comments.*

5. **Consent Agenda**

- a. Approval of Minutes: February 1, 2024 Regular Meeting of the Board of Trustees and February 8 Special Meeting of the Board of Trustees
- b. Ratify Warrants Paid: January - February 2024

- c. Approve 2024-25 Interdistrict Transfers OUT of NSD
 - i. IDTX 24-25-01
 - ii. IDTX 24-25-02
 - iii. IDTX 24-25-03

Action: M/S: Ager/Burton to approve Consent Agenda **Vote: 3/0** Ayes: Ager, Burton and Doss; Noes: None

6. **Action**

- a. Consider Approval of 2023-24 Second Interim Report

Discussion: CBO Bonardi presented the Second Interim Budget, which covers revisions to the District's budget for the period of November 1st to January 31st. There were not significant changes to the revenue overall. There was an increase of \$15,999. This includes a Federal grant of \$11,375 restricted to specific mental health needs. State revenue increased by \$5,328 for Prop 28 Art & Music. which will fund our movement program going forward and PreK counseling funds. Local revenue increased by \$ 3,697 which included increases in the interest rates paid by the County Treasurer. School Rules raised \$556 for library books and computers. Staff bonuses were paid in Jan which created another Second Interim revision to salaries and benefits. Contract expenditures for Nicasio's school food service program are being projected to cost \$10k for first half of the year. Most significant revision was an increase in the Excess Costs billed by MCOE for special education services such as speech, language and special day class placement.

Action: M/S: Ager/Burton to approve 2023-24 Second Interim Report **Vote: 3/0** Ayes: Ager, Burton and Doss; Noes: None

- b. Consider approval of 2024-25 NSD Transportation Plan (new requirement as of last year.)

Discussion: Superintendent Snekkevik explained that in order to receive reimbursement funding for home-to-school transportation costs for the prior year, a transportation plan must be approved. For Nicasio School District, transportation costs are the transportation of students who receive special education services outside of the district. Approval of this plan will allow the district to receive reimbursement for 60% of expenses, which is estimated at around \$17k.

Action: M/S: Ager/Burton to approve NSD 2024-25 Transportation Plan **Vote: 3/0** Ayes: Ager, Burton and Doss; Noes: None

- c. Consider Ballot Vote for CSBA Delegate Assembly

Action: M/S: Ager/Burton to approve the Ballot Vote for CSBA Delegate Assembly **Vote: 3/0** Ayes: Ager, Burton and Doss; Noes: None

7. **Conclusion**

- a. Adjournment

Action: M/S: Ager/Burton to adjourn meeting at 6:22 pm **Vote: 3/0** Ayes: Ager, Burton and Doss; Noes: None

Respectfully Submitted,
Beth Wolf

Unadopted Adopted

Mark Burton, Board Clerk

Nicasio School District

Since 1862

Board of Trustees

Elaine Doss, *Board President* ~ Daniel Ager, *Trustee* ~ Mark Burton, *Trustee*

To: Nicasio School District Board of Trustees
From: Margie Bonardi, CBO
Date: April 3, 2024
Re: Monthly Warrant Approval

Objective: To Approve Monthly Warrants

Background: Warrants are processed monthly and reflect expenditures for Nicasio School District. Payments (warrants) include: employee payroll, district operations, safety, instructional materials, supplies and state and county required expenditures.

Funding Source/Cost: All Funding Sources – \$ 35,325.65

Current Year: March 2024

Batches: 0028 - 0032

Recommendation: Staff recommends approval of warrants.

DISTRICT: 031 NICASIO SCHOOL DISTRICT
 BATCH: 0031 MARCH BATCH 3
 FUND : 01 GENERAL FUND

WARRANT	VENDOR/ADDR	NAME (REMIT)	DEPOSIT TYPE	ABA NUM	ACCOUNT NUM	AMOUNT
REQ#	REFERENCE LN	FD RESC Y OBJT SO GOAL FUNC LOC ACT GRP	DESCRIPTION			
20380881	001416/	MARGIE BONARDI				
	PV-240069	01-5830-0-4410.00-1110-1010-000-000-000	BONARDI CBO REIMB LAPTOP			559.74
		01-9319-0-4300.00-1110-1010-000-000-000	BONARDI CBO REIMB LAPTOP			667.67
		01-9322-0-4410.00-0000-2700-000-000-000	BONARDI CBO REIMB LAPTOP			145.25
		WARRANT TOTAL				\$1,372.66
20380882	001529/	MCPHAIL FUEL COMPANY				
	PO-240003	1. 01-0000-0-5505.00-0000-8200-000-000-000	INV #U1108608			1,581.89
		WARRANT TOTAL				\$1,581.89
20380883	001535/	MOMENTUM IN TEACHING LLC				
	PO-240112	5. 01-0000-0-5240.00-1110-1010-000-150-000	INV #712B WRITING WORKSHOP			6,525.00
		WARRANT TOTAL				\$6,525.00
20380884	001418/	BARBARA SNEKKEVIK				
	PV-240070	01-0000-0-4300.00-0000-2700-000-000-000	SNEKKEVIK REIMB ADMIN & CURRIC			86.59
		01-0000-0-4300.00-1110-1010-000-150-000	SNEKKEVIK REIMB ADMIN & CURRIC			25.50
	PV-240071	01-1100-0-4300.00-1110-1010-000-000-000	SNEKKEVIK REIMB CAASPP TEST PR			52.24
		WARRANT TOTAL				\$164.33
*** FUND	TOTALS ***					
		TOTAL NUMBER OF CHECKS:	4	TOTAL AMOUNT OF CHECKS:		\$9,643.88*
		TOTAL ACH GENERATED:	0	TOTAL AMOUNT OF ACH:		\$.00*
		TOTAL EFT GENERATED:	0	TOTAL AMOUNT OF EFT:		\$.00*
		TOTAL PAYMENTS:	4	TOTAL AMOUNT:		\$9,643.88*
*** BATCH	TOTALS ***					
		TOTAL NUMBER OF CHECKS:	4	TOTAL AMOUNT OF CHECKS:		\$9,643.88*
		TOTAL ACH GENERATED:	0	TOTAL AMOUNT OF ACH:		\$.00*
		TOTAL EFT GENERATED:	0	TOTAL AMOUNT OF EFT:		\$.00*
		TOTAL PAYMENTS:	4	TOTAL AMOUNT:		\$9,643.88*
*** DISTRICT	TOTALS ***					
		TOTAL NUMBER OF CHECKS:	4	TOTAL AMOUNT OF CHECKS:		\$9,643.88*
		TOTAL ACH GENERATED:	0	TOTAL AMOUNT OF ACH:		\$.00*
		TOTAL EFT GENERATED:	0	TOTAL AMOUNT OF EFT:		\$.00*
		TOTAL PAYMENTS:	4	TOTAL AMOUNT:		\$9,643.88*

DISTRICT: 031 NICASIO SCHOOL DISTRICT
 BATCH: 0029 MARCH BATCH 1
 FUND : 01 GENERAL FUND

WARRANT	VENDOR/ADDR REQ#	NAME (REMIT) REFERENCE LN	DEPOSIT TYPE FD RESC Y OBJT SO GOAL FUNC LOC ACT GRP	ABA NUM	ACCOUNT NUM DESCRIPTION	AMOUNT
20379573	001468/	PAOLA & RAFAEL BARAJAS				
		PO-240007	1. 01-6500-0-5840.00-5770-3600-000-706-000		SP ED MILEAGE REIMB NOVEMBER	180.26
			1. 01-6500-0-5840.00-5770-3600-000-706-000		SP ED MILEAGE REIMB FEBRUARY	103.72
			1. 01-6500-0-5840.00-5770-3600-000-706-000		SP ED MILEAGE REIMB OCTOBER	236.59
					WARRANT TOTAL	\$520.57
20379574	001550/	CALIFORNIA POETS IN SCHOOLS				
		PO-240165	1. 01-6770-0-5840.00-1131-1010-000-000-000		CalPoets Contract #0264	600.00
					WARRANT TOTAL	\$600.00
20379575	001514/	CLARK ELECTRICAL CONTRACTOR				
		PO-240161	1. 01-0000-0-5610.00-0000-8119-000-000-000		INV #77552 CLOCK/SWITCH REPAIR	2,881.16
			1. 01-0000-0-5610.00-0000-8119-000-000-000		INV #77803 LIGHTS REPLACEMENT	642.69
					WARRANT TOTAL	\$3,523.85
20379576	001341/	COMMON SENSE BUSINESS SOLUTION				
		PO-240011	1. 01-0000-0-5840.00-0000-2700-000-000-050		INV #82489	60.37
			2. 01-0000-0-5840.00-1110-1010-000-000-050		INV #82489	32.54
					WARRANT TOTAL	\$92.91
20379577	000807/	JERRY & DON'S PUMP & WELL				
		PO-240018	1. 01-0000-0-5535.00-0000-8200-000-000-000		INV #0167471-IN	1,225.84
					WARRANT TOTAL	\$1,225.84
20379578	001158/	PAUL DOLCINI SEWER SVC & PLUMB				
		PO-240168	1. 01-0000-0-5610.00-0000-8100-000-000-000		INV #12547	1,413.32
					WARRANT TOTAL	\$1,413.32
20379579	001505/	READYREFRESH				
		PO-240030	1. 01-0000-0-4315.00-0000-8200-000-000-000		INV #04B6703289400	157.45
					WARRANT TOTAL	\$157.45
20379580	000021/	RECOLOGY SONOMA MARIN				
		PO-240031	1. 01-0000-0-5550.00-0000-8200-000-000-000		INV #42730606 FEBRUARY	408.97
					WARRANT TOTAL	\$408.97

DISTRICT: 031 NICASIO SCHOOL DISTRICT
 BATCH: 0029 MARCH BATCH 1
 FUND : 01 GENERAL FUND

WARRANT	VENDOR/ADDR	NAME (REMIT)	DEPOSIT TYPE	ABA NUM	ACCOUNT NUM	AMOUNT
REQ#	REFERENCE	LN	FD RESC Y OBJT SO GOAL FUNC LOC ACT GRP	DESCRIPTION		
*** FUND	TOTALS ***		TOTAL NUMBER OF CHECKS:	8	TOTAL AMOUNT OF CHECKS:	\$7,942.91*
			TOTAL ACH GENERATED:	0	TOTAL AMOUNT OF ACH:	\$.00*
			TOTAL EFT GENERATED:	0	TOTAL AMOUNT OF EFT:	\$.00*
			TOTAL PAYMENTS:	8	TOTAL AMOUNT:	\$7,942.91*
***	BATCH TOTALS ***		TOTAL NUMBER OF CHECKS:	8	TOTAL AMOUNT OF CHECKS:	\$7,942.91*
			TOTAL ACH GENERATED:	0	TOTAL AMOUNT OF ACH:	\$.00*
			TOTAL EFT GENERATED:	0	TOTAL AMOUNT OF EFT:	\$.00*
			TOTAL PAYMENTS:	8	TOTAL AMOUNT:	\$7,942.91*
***	DISTRICT TOTALS ***		TOTAL NUMBER OF CHECKS:	8	TOTAL AMOUNT OF CHECKS:	\$7,942.91*
			TOTAL ACH GENERATED:	0	TOTAL AMOUNT OF ACH:	\$.00*
			TOTAL EFT GENERATED:	0	TOTAL AMOUNT OF EFT:	\$.00*
			TOTAL PAYMENTS:	8	TOTAL AMOUNT:	\$7,942.91*

DISTRICT: 031 NICASIO SCHOOL DISTRICT
 BATCH: 0028 FEBRUARY BATCH 4
 FUND : 01 GENERAL FUND

WARRANT	VENDOR/ADDR REQ#	NAME (REMIT) REFERENCE LN	DEPOSIT TYPE FD RESC Y OBJT SO GOAL FUNC LOC ACT GRP	ABA NUM	ACCOUNT NUM DESCRIPTION	AMOUNT
20378926	001204/	ADT COMMERCIAL				
		PO-240002	1. 01-0000-0-5620.00-0000-8300-000-000-000		INV #153946546 MARCH	138.55
					WARRANT TOTAL	\$138.55
20378927	000568/	AT&T				
		PO-240004	1. 01-0000-0-5970.00-0000-2700-000-000-000		INV #21271063	120.35
					WARRANT TOTAL	\$120.35
20378928	001049/	BLICK ART MATERIALS				
		PO-240157	1. 01-9320-0-4300.00-1110-1010-000-000-000		INV #2490399	43.74
					WARRANT TOTAL	\$43.74
20378929	001461/	GREAT AMERICA FINANCIAL SVCS.				
		PO-240015	1. 01-0000-0-5840.00-0000-2700-000-000-050		INV #35926257	92.10
			2. 01-0000-0-5840.00-1110-1010-000-000-050		INV #35926257	82.18
					WARRANT TOTAL	\$174.28
20378930	001538/	KELI HONSBERGER				
		PV-240066	01-0000-0-5230.00-0000-3700-000-000-000		HONSBERGER MILEAGE FEBRUARY	36.58
					WARRANT TOTAL	\$36.58
20378931	001149/	MARIN COUNTY OFFICE OF ED				
		PV-240062	01-0000-0-9526.00-0000-0000-000-000-000		240170 KLEIN, ELLIAN HEALTH	965.00
			01-0000-0-9526.00-0000-0000-000-000-000		240170 WOLF, ELIZ HEALTH	965.00
			01-0000-0-9529.00-0000-0000-000-000-000		240170 KLEIN, ELLIAN VISION	20.93
			01-0000-0-9529.00-0000-0000-000-000-000		240170 WOLF, ELIZ VISION	18.51
			01-0000-0-9529.00-0000-0000-000-000-000		240170 YOUNG, MEGAN VISION	20.93
					WARRANT TOTAL	\$1,990.37
20378932	000276/	MARIN SCHOOLS INSURANCE				
		PV-240061	01-0000-0-5470.01-0000-7200-000-000-000		INV #INV00250 PROPERTY CLAIM	1,000.00
					WARRANT TOTAL	\$1,000.00
20378933	000007/	ODP BUSINESS SOLUTIONS LLC				
		PO-240151	1. 01-1100-0-4300.00-0000-2700-000-000-000		INV #346021005001	36.79

DISTRICT: 031 NICASIO SCHOOL DISTRICT
 BATCH: 0028 FEBRUARY BATCH 4
 FUND : 01 GENERAL FUND

WARRANT	VENDOR/ADDR	NAME (REMIT)	DEPOSIT TYPE	ABA NUM	ACCOUNT NUM	AMOUNT
REQ#	REFERENCE LN	FD RESC Y OBJT SO GOAL FUNC LOC ACT GRP	DESCRIPTION			
		1. 01-1100-0-4300.00-0000-2700-000-000-000	INV #346021749001			25.97
		1. 01-1100-0-4300.00-0000-2700-000-000-000	INV #346021752001			10.64
	PO-240158	1. 01-1100-0-4300.00-1110-1010-000-000-000	INV #351709380001			5.82
		1. 01-1100-0-4300.00-1110-1010-000-000-000	INV #351649929001			255.74
	PO-240164	1. 01-0000-0-4300.00-0000-8200-000-000-000	INV #351262571001			245.81
		WARRANT TOTAL				\$580.77
20378934	000012/	P G & E				
	PO-240028	1. 01-0000-0-5510.00-0000-8200-000-000-000	4964672870-6 FEBRUARY			127.46
		1. 01-0000-0-5510.00-0000-8200-000-000-000	8516765363-4 FEBRUARY			1,715.61
		WARRANT TOTAL				\$1,843.07
20378935	001272/	RAUL SALDANA				
	PO-240032	2. 01-0000-0-5840.00-0000-8100-000-000-000	GROUNDS MAINTENANCE FEBRUARY			612.50
		WARRANT TOTAL				\$612.50
20378936	001260/	SILYCO				
	PO-240037	1. 01-1400-0-5849.00-1110-1010-000-000-000	FEBRUARY 2024			83.22
		3. 01-5830-0-5849.00-0000-2700-000-000-000	FEBRUARY 2024			33.95
		2. 01-5830-0-5849.00-1110-2495-000-000-000	FEBRUARY 2024			832.83
		WARRANT TOTAL				\$950.00
20378937	001426/	KRISTY SNAITH				
	PV-240063	01-9315-0-4300.00-1110-1010-000-000-000	SNAITH REIMB ASB FEBRUARY			163.41
		WARRANT TOTAL				\$163.41
20378938	001418/	BARBARA SNEKKEVIK				
	PV-240065	01-0000-0-5230.00-0000-3700-000-000-000	SNEKKEVIK MILEAGE FEBRUARY			73.16
		WARRANT TOTAL				\$73.16
20378939	001545/	CASEY THORNE				
	PO-240160	1. 01-6770-0-5840.00-1131-1010-000-000-000	FEBRUARY 2024 2 MONTHS			1,155.00
		WARRANT TOTAL				\$1,155.00

Marin County Office of Education
 COMMERCIAL WARRANT REGISTER
 FOR WARRANTS DATED 03/06/2024

DISTRICT: 031 NICASIO SCHOOL DISTRICT
 BATCH: 0028 FEBRUARY BATCH 4
 FUND : 01 GENERAL FUND

WARRANT	VENDOR/ADDR	NAME (REMIT)	DEPOSIT TYPE	ABA NUM	ACCOUNT NUM	AMOUNT
REQ#	REFERENCE	LN	FD RESC Y OBJT SO GOAL FUNC LOC ACT GRP	DESCRIPTION		
20378940	001539/	ELIZABETH (BETH) WOLF				
	PV-240064		01-0000-0-5230.00-0000-3700-000-000-000	WOLF MILEAGE JAN & FEB		48.78
			01-0000-0-5230.00-0000-3700-000-000-000	WOLF MILEAGE JAN & FEB		73.16
			WARRANT TOTAL			\$121.94
*** FUND	TOTALS ***		TOTAL NUMBER OF CHECKS:	15	TOTAL AMOUNT OF CHECKS:	\$9,003.72*
			TOTAL ACH GENERATED:	0	TOTAL AMOUNT OF ACH:	\$.00*
			TOTAL EFT GENERATED:	0	TOTAL AMOUNT OF EFT:	\$.00*
			TOTAL PAYMENTS:	15	TOTAL AMOUNT:	\$9,003.72*
***	BATCH TOTALS ***		TOTAL NUMBER OF CHECKS:	15	TOTAL AMOUNT OF CHECKS:	\$9,003.72*
			TOTAL ACH GENERATED:	0	TOTAL AMOUNT OF ACH:	\$.00*
			TOTAL EFT GENERATED:	0	TOTAL AMOUNT OF EFT:	\$.00*
			TOTAL PAYMENTS:	15	TOTAL AMOUNT:	\$9,003.72*
***	DISTRICT TOTALS ***		TOTAL NUMBER OF CHECKS:	15	TOTAL AMOUNT OF CHECKS:	\$9,003.72*
			TOTAL ACH GENERATED:	0	TOTAL AMOUNT OF ACH:	\$.00*
			TOTAL EFT GENERATED:	0	TOTAL AMOUNT OF EFT:	\$.00*
			TOTAL PAYMENTS:	15	TOTAL AMOUNT:	\$9,003.72*

DISTRICT: 031 NICASIO SCHOOL DISTRICT
 BATCH: 0032 MARCH BATCH 4
 FUND : 01 GENERAL FUND

WARRANT	VENDOR/ADDR	NAME (REMIT)	DEPOSIT TYPE	ABA NUM	ACCOUNT NUM	AMOUNT
	REQ#	REFERENCE LN	FD RESC Y OBJT SO GOAL FUNC LOC ACT GRP		DESCRIPTION	
20381211	000568/	AT&T				
		PO-240004	1. 01-0000-0-5970.00-0000-2700-000-000-000		INV #21421554	120.63
			WARRANT TOTAL			\$120.63
20381212	001461/	GREAT AMERICA FINANCIAL SVCS.				
		PO-240015	1. 01-0000-0-5840.00-0000-2700-000-000-050		INV #36129901	121.85
			2. 01-0000-0-5840.00-1110-1010-000-000-050		INV #36129901	108.73
			WARRANT TOTAL			\$230.58
20381213	001538/	KELI E HONSBERGER				
		PV-240073	01-0000-0-5230.00-0000-3700-000-000-000		HONSBERGER MILEAGE MARCH	36.57
			WARRANT TOTAL			\$36.57
20381214	001149/	MARIN COUNTY OFFICE OF ED				
		PV-240072	01-0000-0-9526.00-0000-0000-000-000-000		240181 KLEIN, ELLIAN HEALTH	965.00
			01-0000-0-9526.00-0000-0000-000-000-000		240181 WOLF, ELIZABETH HEALTH	965.00
			01-0000-0-9529.00-0000-0000-000-000-000		240181 KLEIN, ELLIAN VISION	20.93
			01-0000-0-9529.00-0000-0000-000-000-000		240181 WOLF, ELIZABETH VISION	18.51
			01-0000-0-9529.00-0000-0000-000-000-000		240181 YOUNG, MEGAN VISION	20.93
			WARRANT TOTAL			\$1,990.37
20381215	000007/	ODP BUSINESS SOLUTIONS LLC				
		PO-240170	1. 01-1100-0-4300.00-0000-2700-000-000-000		INV #358259666001	23.53
			1. 01-1100-0-4300.00-0000-2700-000-000-000		INV #358259665001	56.35
			1. 01-1100-0-4300.00-0000-2700-000-000-000		INV #352917819001	11.84
			WARRANT TOTAL			\$91.72
20381216	000012/	P G & E				
		PO-240028	1. 01-0000-0-5510.00-0000-8200-000-000-000		4964672870-6 MARCH	33.20
			1. 01-0000-0-5510.00-0000-8200-000-000-000		8516765363-4 MARCH	1,657.71
			WARRANT TOTAL			\$1,690.91
20381217	001418/	BARBARA SNEKKEVIK				
		PV-240074	01-0000-0-5230.00-0000-3700-000-000-000		SNEKKEVIK MILEAGE MARCH	97.52

DISTRICT: 031 NICASIO SCHOOL DISTRICT
 BATCH: 0032 MARCH BATCH 4
 FUND : 01 GENERAL FUND

WARRANT	VENDOR/ADDR	NAME (REMIT)	DEPOSIT TYPE	ABA NUM	ACCOUNT NUM	AMOUNT
REQ#	REFERENCE	LN	FD RESC Y OBJT SO GOAL FUNC LOC ACT GRP	DESCRIPTION		

WARRANT TOTAL						\$97.52
20381218	001539/	ELIZABETH (BETH) WOLF				
	PV-240075		01-0000-0-5230.00-0000-3700-000-000-000	WOLF MILEAGE MARCH		97.52
WARRANT TOTAL						\$97.52
*** FUND	TOTALS ***		TOTAL NUMBER OF CHECKS:	8	TOTAL AMOUNT OF CHECKS:	\$4,355.82*
			TOTAL ACH GENERATED:	0	TOTAL AMOUNT OF ACH:	\$.00*
			TOTAL EFT GENERATED:	0	TOTAL AMOUNT OF EFT:	\$.00*
			TOTAL PAYMENTS:	8	TOTAL AMOUNT:	\$4,355.82*
*** BATCH	TOTALS ***		TOTAL NUMBER OF CHECKS:	8	TOTAL AMOUNT OF CHECKS:	\$4,355.82*
			TOTAL ACH GENERATED:	0	TOTAL AMOUNT OF ACH:	\$.00*
			TOTAL EFT GENERATED:	0	TOTAL AMOUNT OF EFT:	\$.00*
			TOTAL PAYMENTS:	8	TOTAL AMOUNT:	\$4,355.82*
*** DISTRICT	TOTALS ***		TOTAL NUMBER OF CHECKS:	8	TOTAL AMOUNT OF CHECKS:	\$4,355.82*
			TOTAL ACH GENERATED:	0	TOTAL AMOUNT OF ACH:	\$.00*
			TOTAL EFT GENERATED:	0	TOTAL AMOUNT OF EFT:	\$.00*
			TOTAL PAYMENTS:	8	TOTAL AMOUNT:	\$4,355.82*

DISTRICT: 031 NICASIO SCHOOL DISTRICT
 BATCH: 0030 MARCH BATCH 2
 FUND : 01 GENERAL FUND

WARRANT	VENDOR/ADDR	NAME (REMIT)	DEPOSIT TYPE	ABA NUM	ACCOUNT NUM	AMOUNT
REQ#	REFERENCE	LN	FD RESC Y OBJT SO GOAL FUNC LOC ACT GRP	DESCRIPTION		
20379904	001323/	NORTH BAY TAXI				
		PO-240027	1. 01-6500-0-5840.00-5770-3600-000-707-000	INV #420-02204	FEBRUARY	1,330.00
			WARRANT TOTAL			\$1,330.00
20379905	001272/	RAUL SALDANA				
		PV-240067	01-0000-0-5230.00-0000-2700-000-000-000	SALDANA MILEAGE REIMB	FEBRUARY	21.44
			WARRANT TOTAL			\$21.44
20379906	001509/	SGVCC				
		PO-240033	1. 01-0000-0-5840.00-1514-1010-000-150-000	ZOILA'S FEBRUARY SHUTTLE	3 WKS	750.00
			1. 01-0000-0-5840.00-1514-1010-000-150-000	ZOILA'S FEBRUARY TUITION		825.00
			WARRANT TOTAL			\$1,575.00
20379907	001185/	STEPHEN ROATCH ACCOUNTANCY COR				
		PO-240038	1. 01-0000-0-5809.00-0000-7191-000-000-000	PROGRESS BILLING FINAL	2022-23	1,250.00
			WARRANT TOTAL			\$1,250.00
20379908	000668/	TRANSBAY LOCK INC				
		PO-240171	1. 01-0000-0-5610.00-0000-8119-000-000-000	INV #90054		190.00
			WARRANT TOTAL			\$190.00
20379909	001539/	ELIZABETH (BETH) WOLF				
		PV-240068	01-0000-0-4300.00-0000-7100-000-000-000	WOLF REIMB SUPPLIES	MARCH	12.88
			WARRANT TOTAL			\$12.88
*** FUND	TOTALS ***		TOTAL NUMBER OF CHECKS:	6	TOTAL AMOUNT OF CHECKS:	\$4,379.32*
			TOTAL ACH GENERATED:	0	TOTAL AMOUNT OF ACH:	\$.00*
			TOTAL EFT GENERATED:	0	TOTAL AMOUNT OF EFT:	\$.00*
			TOTAL PAYMENTS:	6	TOTAL AMOUNT:	\$4,379.32*
*** BATCH	TOTALS ***		TOTAL NUMBER OF CHECKS:	6	TOTAL AMOUNT OF CHECKS:	\$4,379.32*
			TOTAL ACH GENERATED:	0	TOTAL AMOUNT OF ACH:	\$.00*
			TOTAL EFT GENERATED:	0	TOTAL AMOUNT OF EFT:	\$.00*
			TOTAL PAYMENTS:	6	TOTAL AMOUNT:	\$4,379.32*
*** DISTRICT	TOTALS ***		TOTAL NUMBER OF CHECKS:	6	TOTAL AMOUNT OF CHECKS:	\$4,379.32*
			TOTAL ACH GENERATED:	0	TOTAL AMOUNT OF ACH:	\$.00*
			TOTAL EFT GENERATED:	0	TOTAL AMOUNT OF EFT:	\$.00*
			TOTAL PAYMENTS:	6	TOTAL AMOUNT:	\$4,379.32*

**Quarterly Report on Williams Uniform Complaints
[Education Code Section 35186]
Fiscal Year 2023-24**

District: Nicasio
 Person completing this form: Beth Wolf
 Title: District Secretary

Quarterly Report Submission Date: (check one) July 2023 (4/1/23 to 6/30/23)
 October 2023 (7/1/23 to 9/30/23)
 January 2024 (10/1/23 to 12/31/23)
 April 2024 (1/1/24 to 3/31/24)

Date for information to be reported publicly at governing board meeting: April 3, 2024

Please check the box that applies:

- No complaints were filed with any school in the district during the quarter indicated above.
- Complaints were filed with schools in the district during the quarter indicated above. The following chart summarizes the nature and resolution of these complaints.

General Subject Area	Total # of Complaints	# Resolved	# Unresolved
Textbooks and Instructional Materials	0		
Teacher Vacancy or Misassignment	0		
Facilities Conditions	0		
Totals	0		

Barbara Snekkevik
 Name of District Superintendent


 Signature of District Superintendent